

# Product Bulletin




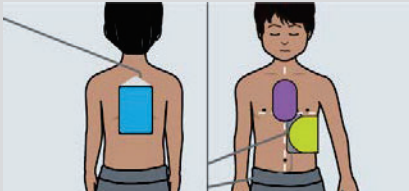
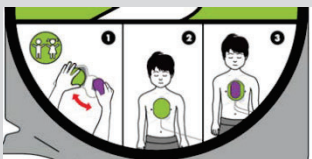
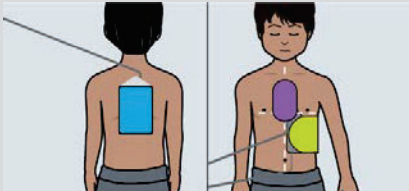

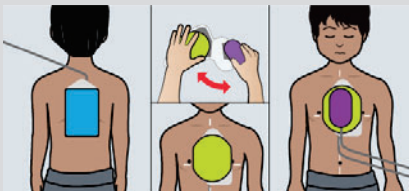
## Release Notes: ZOLL Canada

### Updated CPR Uni-Padz Placement Recommendations / Imagery for Pediatric/Child Mode

With Release 5, ZOLL has updated the recommended electrode placement for pediatric/child mode. These changes affect both the device UI and electrode labeling. The placement recommendations are being updated to reflect a more universally recommended placement. The clinical operation of the ZOLL AED 3 device is not affected by this change in placement recommendations.

The updated placement recommendations are as follows when in pediatric/child mode:

- Place the blue rectangular electrode on child's back
- Remove the purple compression sensor from the green oval electrode
- Place the purple compression sensor on the green oval electrode (as illustrated)
- Place the green oval electrode on front of the child's chest (as illustrated)

Electrode	Electrode Image	Device UI Image
CPR Uni-padz (8900-000260)		
CPR Uni-padz II (8900-000270)		
CPR Uni-padz (8900-000260)		
CPR Uni-padz II (8900-000270)	